

1-877-903-7246



www.trenchdrainsupply.com

Number

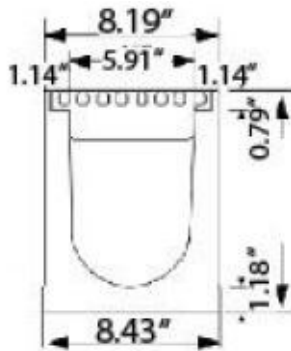
MAXI 150 Channel

Series

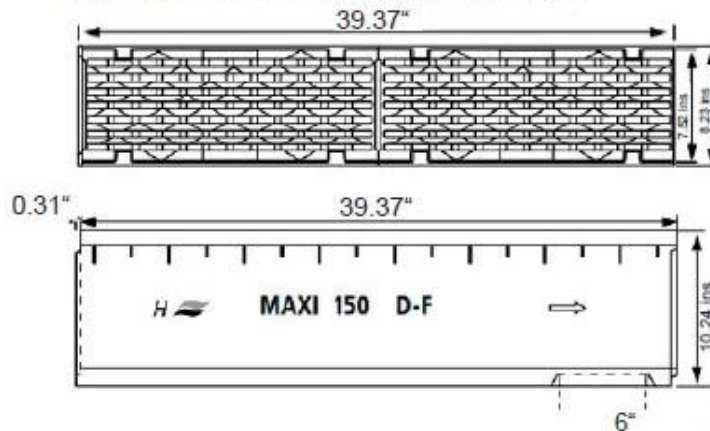
MAXI150
Trench Drain Channel
MAXI 150



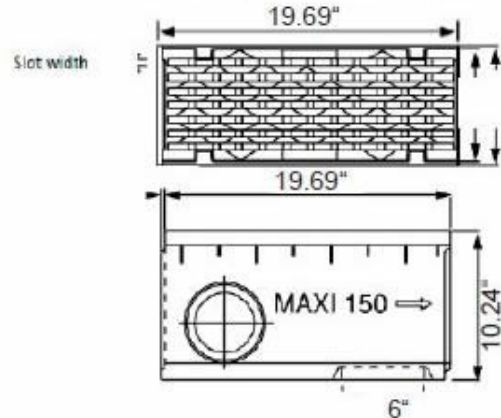
MAXI 150



Channel with 2 grates, water intake area 114.08 sq. ins



Water intake area 57.04 sq. ins



Product Description	DI ADA Class D grate	Weight (lbs)	DI ADA Class F1 grate	Weight (lbs)	DI ADA Class F grate	Weight (lbs)	A' invert (in)	B' invert (in)
Neutral 1M (39.36")	865-M6N00DA	169.76	865-M6N00F1A	169.76	865-M6N00FA	169.76	8.27	8.27
Neutral 1M (39.36")	865-M6N00BDA	169.76	865-M6N00BF1A	169.76	865-M6N00BFA	169.76	8.27	8.27
Neutral .5M (19.69")	865-M6N005DA	80.47	865-M6N005F1A	80.47	865-M6N005FA	84.66	8.27	8.27
Neutral .5M (19.69")	865-M6N005SDA	80.47	865-M6N005SF1A	80.47	865-M6N005SFA	84.66	8.27	8.27
M1 Sloped 1M (39.36)	865-M6S01DA	164.24			865-M6S01FA	173.28	8.27	8.66
M2 Sloped 1M (39.36)	865-M6S02DA	167.11			865-M6S02FA	175.71	8.66	9.06
M3 Sloped 1M (39.36)	865-M6S03DA	170.64			865-M6S03FA	179.68	9.06	9.45
M4 Sloped 1M (39.36)	865-M6S04DA	175.27			865-M6S04FA	180.78	9.45	9.84
M5 Sloped 1M (39.36)	865-M6S05DA	176.37			865-M6S05FA	182.98	9.84	10.23
Neutral 1M (39.36")	865-M6N05DA	185.19			865-M6N05FA	185.19	10.23	10.23
Neutral 1M (39.36")	865-M6N05BDA	185.19			865-M6N05BFA	185.19	10.23	10.23
Neutral .5M (19.69")	865-M6N055DA	89.29			865-M6N055FA	91.05	10.23	10.23
Neutral .5M (19.69")	865-M6N055SDA	89.29			865-M6N055SFA	91.05	10.23	10.23
M6 Sloped 1M (39.36)	865-M6S06DA	181			865-M6S06FA	186.73	10.23	10.63
M7 Sloped 1M (39.36)	865-M6S07DA	182.54			865-M6S07FA	194.67	10.63	11.02
M8 Sloped 1M (39.36)	865-M6S08DA	186.29			865-M6S08FA	191.14	11.02	11.42
M9 Sloped 1M (39.36)	865-M6S09DA	188.94			865-M6S09FA	198.2	11.42	11.81
M10 Sloped 1M (39.36)	865-M6S10DA	194.01			865-M6S10FA	198.42	11.81	12.2
Neutral 1M (39.36")	865-M6N10DA	194.01			865-M6N10FA	198.42	12.2	12.2
Neutral 1M (39.36")	865-M6N10BDA	194.01			865-M6N10BFA	198.42	12.2	12.2
Neutral .5M (19.69")	865-M6N105DA	98.11			865-M6N105FA	99.21	12.2	12.2
Neutral .5M (19.69")	865-M6N105SDA	98.11			865-M6N105SFA	99.21	12.2	12.2
Catch Basin .5M (19.69)	865-M6CBDA	143.3	865-M6CBF1A	143.3	865-M6CBFA	143.3	19.69	19.69

Manufacturer



Specification

HYDROTEC MAXI 150 SERIES FIBER REINFORCED CONCRETE WITH A DUCTILE IRON EDGE 6" WIDTH DRAINAGE CHANNEL. WITH SLOPE , SUPPLIED BY TRENCH DRAIN SUPPLY.

DISCLAIMER - The customer and the customer's architects, engineers, consultants, and other professionals are completely responsible for the selection installation and maintenance of any product purchased from Trench Drain Supply and/or its manufacturers. TRENCH DRAIN SUPPLY MAKES NO WARRANTY, EXPRESS OR IMPLIED, AS TO THE SUITABILITY, DESIGN, MERCHANTABILITY, OR FITNESS OF THE PRODUCT FOR CUSTOMERS APPLICATION. The drawing and information provided remain the property and copyright of the manufacturer listed. The manufacturer reserves the right to modify specification without notice.